

MOBILEART eco

Mobile X-Ray System [MUX-10]



MOBILEART eco

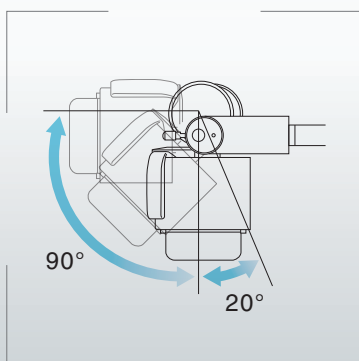
Flexible Bedside Positioning



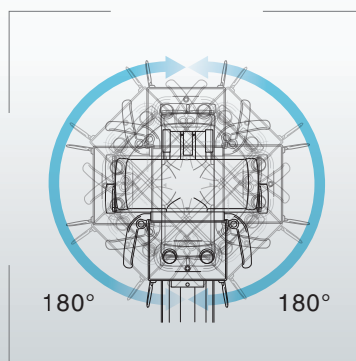
Shimadzu's mobile X-ray system allows X-rays to be taken easily in limited spaces. This is made possible by the flexibility of the new X-ray tube support system with its telescopic arm which minimizes the necessity to continually relocate the main unit.



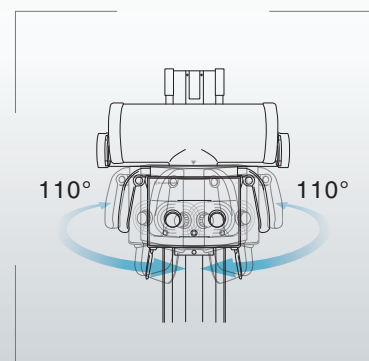
X-ray tube rotation



X-ray tube rotation



Rotation of collimator



Reliable Basic Functionality Delivering Superb Performance



Compact and good visibility design for safety when traveling

Compact and good visibility design for moving safely. Lightweight design to achieve easy maneuverability in the hospital.



Simply “step over” obstacles

When moving around the hospital, even obstacles like a change in floor level can be easily negotiated by raising the body a little. With its large wheels and step mechanism for lifting the front wheels, you can “step over” obstacles easily.




Change direction on the spot

Direction can be changed on the spot, so moving around in confined spaces is easy.



Wide coverage area

Long arm and wide stroke allow flexible positioning and extensive coverage.



“All Free” lock control buttons

Adjustment of focus-film distance, tube rotation, extension and contraction of the cross-arm.



Sophisticated Radiography Functions

APR buttons for one-touch setup of radiography conditions



Simply select one of the 72 preset anatomical programs (APR) to configure the optimal radiography conditions for the corresponding radiography region, direction, and body thickness.



High quality imaging

The generator has a variable frequency range capable of reaching up to 60kHz. In practical terms, this translates to very high quality radiation intensity and hence production of excellent image quality compared to other types of generators.

Inverter frequency

max. 60 kHz

Maximum tube voltage

125 kV

Tube current-time product

max. 100 mAs

*200mAs (option)

Other features



Cassette Compartment



Apron Hanger

Options

Protection Partition



Infrared Remote Control Device



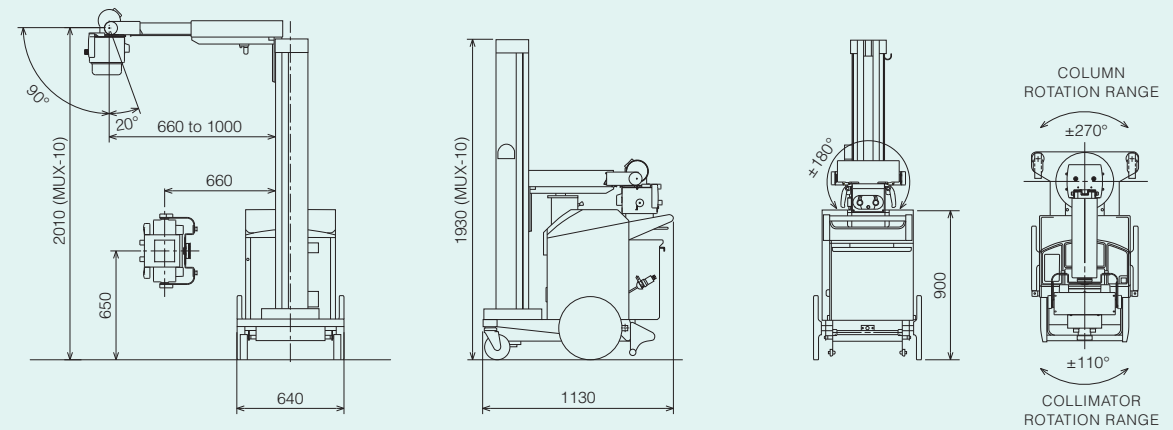
200mAs Option

External Dimensions



| | |
|--|--|
| X-ray High Voltage Generator | |
| Power rating (max.) | 12.5kW |
| Tube voltage range | 40-125kV, 1kV steps |
| mAs range | 0.32-100 (200*) mAs in 12.5% steps (*option) |
| Tube current (max.) | 160mA |
| X-ray Tube | |
| Maximum anode heat capacity | 140kHU |
| X-ray tube focal spot size | 0.7mm |
| Power Supply | |
| AC100, 110, 120, 200, 220, 230, 240V 50/60Hz, 1.5kVA | |
| Weight | |
| 260kg (with 200mAs option, 283kg) | |
| Cassette storage capacity | |
| Ten 14" x 17" cassettes | |

Unit : mm



Founded in 1875, Shimadzu Corporation, a leader in the development of advanced technologies, has a distinguished history of innovation built on the foundation of contributing to society through science and technology. We maintain a global network of sales, service, technical support and applications centers on six continents, and have established long-term relationships with a host of highly trained distributors located in over 100 countries. For information about Shimadzu, and to contact your local office, please visit our Web site at www.shimadzu.com



Shimadzu Corporation

Headquarters

1, Nishinokyo-Kuwabara-cho, Nakagyo-ku, Kyoto 604-8511, Japan
<http://www.shimadzu.com>



Shimadzu Corporation Medical Systems Division has been certified by TÜV Rheinland as a manufacturer of medical systems in compliance with ISO9001:2008 Quality Management Systems and ISO13485:2003 Medical Devices Quality Management Systems.

Remarks:

- Every value in this catalogue is a standard value, and it may vary a little from the actual at each site.
- The appearances and specifications are subject to change for reasons of improvement without notice.
- Certain configurations may not be available pending regulatory clearance. Contact your Shimadzu representative for information on specific configurations.
- Before operating this system, you should first thoroughly review the Instruction Manual.